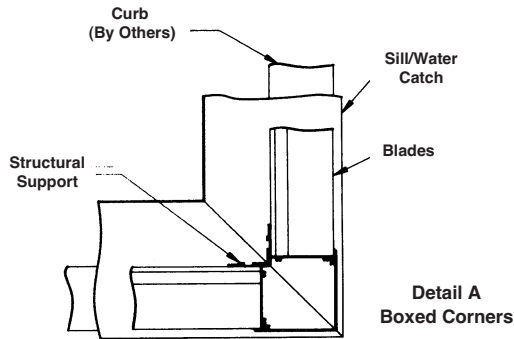
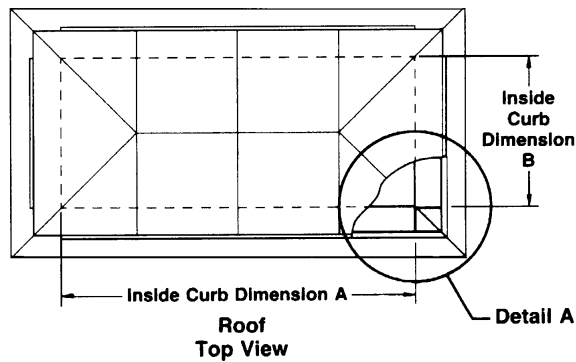
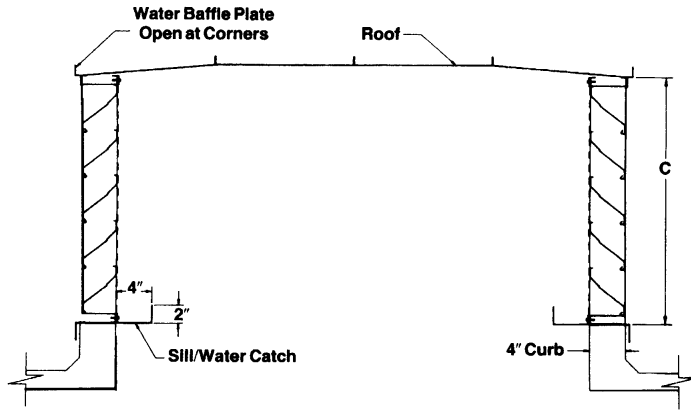




MODEL RPH BOXED CORNER PENTHOUSES



STANDARD CONSTRUCTION

LOUVERS

Most louver models. See appropriate louver specification sheet for louver construction details..

ROOF

18 gage (1.2) galvanized steel with steel louver models. .063" (1.6) aluminum with aluminum louver models.

STRUCTURAL SUPPORT

20 gage (1.1) galvanized formed steel or 1 1/2" x 4" x 1 1/2" (38 x 102 x 38) 6063T5 extruded aluminum.

CORNERS

Boxed.

SCREEN

1/2" mesh 19 gage (13 x 1.1) galvanized steel with steel louver models. 3/4" x .051" (19 x 1) expanded flattened aluminum bird screen with aluminum louver models.

FINISH

Mill.

VARIATIONS

(At additional cost)

- Bitumastic roof undercoating.
- 1" (25) fiberglass roof insulation.
- A variety of finishes (baked enamel [modified fluoropolymer], Kynar, anodize, epoxy, flurodize)
- A selection of bird and insect screens.

Dimensions in inches, parenthesis () indicate millimeters.

QTY.	DIMENSIONS			BLADE STYLE (MODEL)	VARIATIONS
	A	B	C		
PROJECT ARCH./ENGR. REPRESENTATIVE				LOCATION CONTRACTOR DATE	

